

'PUREIT ADVANCED MAX MINERAL RO+UV+MF+MP' WARRANTY DETAILS

Product Warranty

The 'Pureit Advanced Max Mineral RO+UV+MF+MP' guarantees that you will get 'As safe as boiled water' as described in 'Pureit Advanced Max Mineral RO+UV+MF+MP Unique Technology' section as long as the 'Pureit Advanced Max Mineral RO+UV+MF+MP' is used in the manner specified in the user manual.

01. The Consumables including the Pre-Sediment Filter, Pre-RO Carbon Filter, Post-Carbon Sediment Filter, Mini Filter, RO Membrane, Micro Filtration Membrane and Post-RO Carbon Filter will not be covered under warranty.

02. The warranty does not cover external booster pump, pressure reducing valve which is bought as an accessory to the purifier.

03. All other components including the electrical parts will have a 12-month warranty against the manufacturing defects.

This warranty is subject to the following conditions:
The customer will register with the company at the time of purchase by calling Pureit Call Centre and get the purifier installed through company's service technician.

Inspection and test report of the company's office/service centre/authorised dealer will be final and binding under the warranty for determining defects/repairs/MP thereafter.

The 'Pureit Advanced Max Mineral RO+UV+MF+MP' shall be limited to repairing or providing replacement of parts, which are found to be defective. The company or its authorised customer care centre/licensed service provider reserves the right to retain any part(s) or component(s) replaced at its discretion, in the event of a defect being noticed in the equipment during the warranty period.

The company's liability under this warranty shall in no event, and under no circumstances, exceed the price paid by the customer.

This warranty is confined to the first purchaser of the product only and is not transferable.

In the event of repairs of any parts of the 'Pureit Advanced Max Mineral RO+UV+MF+MP', this warranty will thereafter continue and remain in force only for the unexpired period of the warranty.

The warranty is issued at Mumbai, and courts at Mumbai shall have exclusive jurisdiction over matters covered or flowing from this warranty.

The company's obligation is only for effective repairs of any defective part of the 'Pureit Advanced Max Mineral RO+UV+MF+MP', and not for 'Pureit Advanced Max Mineral RO+UV+MF+MP' replacement as such.

Repairs or replacements will be carried out either by the dealer from whom the device has been purchased or through a company's Customer Care Centre, or the Authorised Licensed service provider with whom the device has been registered.

For units installed beyond the municipal limits of the jurisdiction of the Authorised Licensed service provider or company's Customer Care Centre, all expenses incurred in collecting the device(s) for part(s) thereof from the service personnel/technicians towards conveyance or other incidents etc. will be borne by the customer.

The warranty is void if any repair work is carried out by persons other than those of the company, or its authorised dealers.

Any part(s) of the electrical and purifier system replaced by the company at its discretion shall be with a functionally operative part.

The concerned Customer Care Centre or Licensed service provider will advise the customer whether to effect the repair at site or at the Customer Care Centre.

Warranty does not cover accessories external to the equipment supplied by the dealer.

In case of repairs or replacement of any parts of the unit, this warranty will thereafter continue and remain in force only for the unexpired period of the warranty. Replacement of parts would be purely at the discretion of HUL, the same part model shall be replaced and in the event such part model has been discontinued, it shall be replaced with the part model of price equivalent at the time of purchase.

In case of any damage to the product/customer abuse/repairs by unauthorised personnel/misuse detected by the authorised service centre personnel, the warranty conditions are not applicable and repairs will be done subject to availability of parts and on a chargeable basis only.

'PUREIT ADVANCED MAX MINERAL RO+UV+MF+MP' WARRANTY DETAILS

This warranty shall not cover any consequential or resulting liability, damage or loss to property or life arising directly or indirectly out of any defect in the water purifier. The company's obligation under this warranty shall be limited to repair or providing replacement of defective parts only under the warranty period.

The warranty is not applicable in any of the following cases:

01. The completed warranty card is not presented to authorised service personnel at the time of service of the product.
02. The product is not operated according to instructions given in the operating instruction booklet.
03. The device is not installed in the proper procedure specified.
04. Any defect caused due to improper electrical circuit outside the device in the house or by any defective electrical supply.
05. Defects are caused by improper or reckless use, which shall be determined by the company personnel.
06. Any repair work is carried out by the persons other than authorised service personnel.
07. The damages caused by due to transportation or shifting is not covered by warranty.
08. Defects are due to causes beyond control like lightning, abnormal voltage, acts of god or while in transit or service center or purchasers residence. (normal voltage range specified 230V +/-10% with 50 Hz). Customer shall ensure that a stabilizer is installed in those areas where voltage is not available within the warranty range (230V +/- 10%).
09. The stabilizer should be of any reputed manufacturer.
10. The warranty will automatically terminate after 12 months expiry of the warranty period even though the device may not be in use for any time during the warranty period for any reason.
11. Only courts in Mumbai will have the jurisdiction for settling any claims.
12. The serial number of the device or any part thereof is damaged, defaced, altered, obliterated, or tampered with or removed for any reason whatsoever.

12. Fuse failure caused due to improper electrical circuitry or any electricals outside the device or erratic voltage in the house will not be covered under the product's warranty. Cost of both the visit and fuse replacement will be borne by the consumer.

This warranty is valid in India only.

Notwithstanding anything to the contrary contained in, or implied by this warranty:
The company's liability under this warranty shall be limited only to defects in the 'Pureit Advanced Max Mineral RO+UV+MF+MP' which occur under the conditions of normal operation of the 'Pureit Advanced Max Mineral RO+UV+MF+MP' and their proper and prescribed use as per this user manual. This warranty does not cover or attributable to negligence which are determined by the company or its authorised agents as occurring or resulting from or Advanced Max Mineral RO+UV+MF+MP or any part thereof by others.

General

For the purpose of this warranty, the following expressions shall have the following meanings, respectively:

- The 'Pureit Advanced Max Mineral RO+UV+MF+MP' shall mean the 'Pureit Advanced Max Mineral RO+UV+MF+MP' described in the invoice.
- 'The customer' shall mean the purchaser of the 'Pureit Advanced Max Mineral RO+UV+MF+MP' from the company or the company's authorised dealer who is a party to the invoice.
- 'The company' shall mean Hindustan Unilever Limited.
- 'Invoice' shall mean the invoice issued for the 'Pureit Advanced Max Mineral RO+UV+MF+MP' by the company or its authorised dealer to the customer describing the 'Pureit Advanced Max Mineral RO+UV+MF+MP' and indicating, inter alia, the total purchase price thereof, the name of the customer, and the place where the 'Pureit Advanced Max Mineral RO+UV+MF+MP' is to be delivered.
- 'User manual' shall mean the instructions for installation, use and maintenance contained in the leaflet published by the company and available online to the Customer at the time of sale of the 'Pureit Advanced Max Mineral RO+UV+MF+MP'.
- Visit the Pureit website for more detailed instructions on cleaning/maintenance of your purifier.
- Warranty doesn't cover any damage/other issue arising out of ingress of external/foreign material (like dust, insects, ants, other pests) in the water purifier as it is the responsibility of the consumer to keep the area around the purifier clean and free of pests/dust.

UNIQUE ADVANCE ALERT SYSTEM

Indicator	Indicator Status	Frequency of Indication	Indication
	<input type="radio"/> No Light	N/A	Tank is not full
Tank Full	<input checked="" type="radio"/> Green	N/A	Tank is full
	<input checked="" type="radio"/> Solid Red	N/A	No input water / Low input pressure (<5psi)
	<input checked="" type="radio"/> Green	N/A	Pre-Sediment Filter is safe to use
SF Change	<input checked="" type="radio"/> Blinking Blue	Approximately around 165 days of clock time or 150 hours of pump running time, whichever is earlier, after device installation or GKK replacement.	Life of Pre-Sediment Filter will end soon. Clean the filter or call Pureit Helpline for replacement. If it is not cleaned / replaced in time, it may affect the performance of the purifier.⊙
	<input checked="" type="radio"/> Green	N/A	GKK is safe to use.
GKK Change	<input checked="" type="radio"/> Blinking Red	Approximately around 345 days of clock time or 315 hours of pump running time, whichever is earlier, after device installation or GKK replacement.	GKK life will end soon. Please contact the Pureit Helpline to replace your GKK.
	<input checked="" type="radio"/> Solid Red	Approximately around 360 days of clock time or 330 [⊙] hours of pump running time, whichever is earlier, after device installation or GKK replacement.	GKK life is completed and must be replaced. At this point, Auto Shut Off shuts the water flow ensuring you don't drink unsafe water even by accident.



⊙ During the initial start up, the tank full LED and GKK LED will light up for 2 seconds. GKK LED will come on Red-Green-Blue sequence. The tank full LED will blink for max. 15 minutes and then restore to normal operation thereafter.

⊙ In case of any key electrical faults (RO Pump, UV Fault) GKK LED will start blinking Red-Green-Blue in sequence.

⊙ The blinking blue for sediment filter change will happen from approximately 165-180 days of clock time or 150-165 hours of pump running time, whichever is earlier, after device installation or GKK replacement. You can either clean the SF or call Pureit Helpline for buying a new SF at a nominal cost.

⊙ Approx. 330 hours of pump running time typically gives 6000 litres of purified water under test conditions of 10 PSI input pressure, 750 ppm TDS and 25°C temperature. In case of replacement. Variations from the test conditions could lead to variation in filtered water volume.

While the Germkill Kits and the Sediment Filter have a fixed replacement schedule, you might be required to change the SF in the interim depending on the quality of your input water.

FAQs

How does Pureit Advanced Max Mineral RO+UV+MF+MP purify water?
Pureit Advanced Max Mineral RO+UV+MF+MP has a 7-stage purification process which ensures you to get water that is 'As Safe As Boiled Water' and also removes excess Total Dissolved Solids (TDS) to make your water tastier.

Stage 1st Pre-Sediment Filter: Removes visible dirt and impurities.

Stage 2nd: Membrane Protector: Removes chlorine, harmful pesticides, bad taste and odour-causing organic compounds, increasing the life of the RO membrane.

Stage 3rd: Mini Filter: Filters water further to ensure removal of finer particulate impurities.

Stage 4th: RO Membrane: Removes dissolved salts, hardness, pesticides and heavy metals like arsenic, lead and mercury, microbial contaminants like bacteria, virus, protozoa and cysts.

Stage 5th: UV Chamber: Additional stage of purification that destroys bacteria, virus and parasites.

Stage 6th: Micro Filtration (MF) Membrane^A: Additional stage of purification to further purify water.

Stage 7th: Post RO Carbon Filter: Acts as a polisher and enhances the taste of purified water.

What is the storage capacity of Pureit Advanced Max Mineral RO+UV+MF+MP?

Pureit has Storage Tank capacity of upto 6L. The storage tank is fully automatic and well shielded and as and when you take water out of the tank, the purification process starts automatically again and refills the Storage Tank.

How much time does it take to purify water in Pureit Advanced Max Mineral RO+UV+MF+MP?
Pureit can purify water upto 20 litres/hour depending on the device you have purchased. However, the time taken to purify depends on the life of the filters, the input water pressure, TDS and other impurities present in the water.

Does Pureit Advanced Max Mineral RO+UV+MF+MP remove arsenic, fluoride and nitrates?
Like other ions, the RO technology can also remove arsenic, fluoride and nitrates.

How will I get new consumables/membranes replaced?
You need to call the Pureit Helpline and order the consumables. The customer care specialist will visit your place and replace the consumable/Germkill Kit at a nominal cost.

What are all the consumables which are to be replaced?
You need to clean/replace Sediment Filter approximately every 6 months from the date of installation based on the input water quality conditions and GKK approximately every 1 year from date of installation.

Can I drink the first purification cycle of water from the purifier?
No, recommendation is to throw the first cycle of water that is filled in the Storage Tank when the new Pureit purifier is installed and also whenever the Germkill Kit are replaced.

Can I open and service my purifier?
It is not recommended to open and service purifier by an individual. Call our Pureit Helpline if you face any issue which requires servicing and opening of the purifier.

TECHNICAL SPECIFICATIONS

Pureit Advanced Max Mineral RO+UV+MF+MP	
Model	Pureit Advanced Max Mineral RO+UV+MF+MP
Dimensions (Height X Width X Depth)	297 mm X 199 mm X 435 mm
Weight (Complete Unit)	7.3 Kg
Flow Rate	Upto 20 litres/hour
Storage Tank Capacity	6 Litres [⊙]
7 Stage Purifying Technology	Pre-Sediment Filter, Pre-RO Carbon Filter, Mini Filter, Reverse Osmosis Membrane, Micro Filtration Membrane, UV and Post-RO Carbon Filter
Membrane Type	Thin film composite spiral wound
Pump Type	Diaphragm pump, 24V DC
% Recovery [⊙]	Typically 35%
TDS Reduction [⊙]	90% (min.)
Input Water	PH range 6.5-8.5, Temperature range 10°C- 40°C
Power Rating	55 Watts Maximum
Pressure Rating	10-30 PSI [⊙]
Input Voltage	100-240VAC, 50Hz
Length of Power Cord	1.5 metres
Total Dissolved Solids in input water	Up to 2000 mg/lit [⊙]
Membrane Type	Thin film composite spiral wound
Total Hardness	500 mg/lit (max.)
Iron in Input Water	0.3 mg/lit (max.) [⊙]
Turbidity in Input Water	1 NTU (max.)
Germkill Kit	
Material of Construction	Food safe, non-toxic, engineering grade plastics
	Pre-Sediment Filter - 1 No. Pre-RO Carbon Filter - 1 No. Post-RO Carbon Filter - 1 No. Mini Filter - 1 No. RO Membrane - 1 No. Micro Filtration Membrane - 1 No. TDS Modulator - 1 No.
GKK	Meets stringent international criteria for microbiologically safe drinking water - e.g. Environmental Protection Agency (EPA), USA
GKK Life: 6000 Litres	

⊙ 5.8 to 6.1 under running water conditions
⊙ Permeate flow rate and recovery are based on standard test conditions and may vary depending on input water quality, TDS, pressure and life of Filter elements.

⊙ Input water quality and TDS content are important determinants of output water quality.
⊙ If input pressure exceeds 30 PSI, please install a company provided pressure reducing valve at an additional cost. If the pressure is less than 10 PSI then you need to buy Pressure enhancing pump^A at an additional cost.

⊙ Device should not be installed in a house where input pressure is greater than 60 PSI.
⊙ Post-RO Carbon Filter fitted in the device may need to be changed intermittently at extra cost in case you face smell issues. Technical specifications are subject to change or improvement without prior notice.

⊙ In case the TDS is >1000 PPM, a company provided anti-scalant is recommended to be installed. This has to be purchased at extra cost.
⊙ If the iron content in the input water is high, it is recommended to install a company provided iron removal filter at an additional cost.

5

Welcome to the Pureit family



World's largest selling purifier company¹



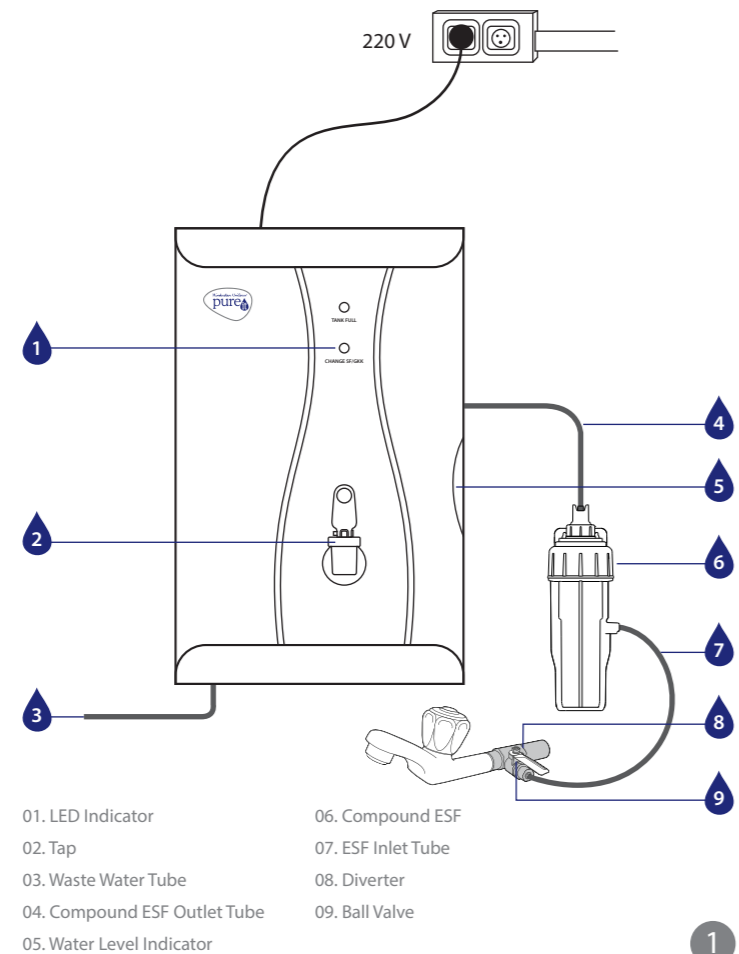
INSTRUCTION MANUAL

6


Based on unit shipment sales for 2016, excludes pitchers and faucet mount system sales. The analysis includes in-home point-of-use water treatment systems only. Disclaimer: All images used in this manual are illustrative and the actual product may differ.

WIDE RANGE OF RO PURIFIERS FROM PUREIT

KNOW YOUR PUREIT ADVANCED MAX MINERAL RO+UV+MF+MP PURIFIER



PUREIT ADVANCED MAX MINERAL RO+UV+MF+MP PURIFIER'S ADVANCED PURIFICATION PROCESS



This is a graphic representation of filters

- 1. Pre Sediment Filter**
Removes visible dirt and impurities.
- 2. Membrane Protector**
Removes chlorine, harmful pesticides, bad taste and odour-causing organic compounds, increasing the life of the RO membrane.
- 3. Minifilter**
Filters water further to ensure removal of finer particulate impurities.
- 4. RO Membrane**
Removes dissolved salts, hardness, pesticides and heavy metals like arsenic, lead and mercury, microbial contaminants like bacteria, virus, protozoa and cysts.
- 5. UV Chamber[^]**
Additional stage of purification that destroys bacteria, virus and parasites.
- 6. Micro Filtration (MF) Membrane[^]**
Additional stage of purification to further purify water.
- 7. Post RO Carbon Filter**
Acts as a polisher and enhances the taste of purified water.



INSTALLING YOUR PUREIT ADVANCED MAX MINERAL RO+UV+MF+MP PURIFIER

- The purifier should be installed by a trained Pureit technician.
- It can be wall-mounted or used as a table top purifier.
- The purifier should be placed in area which is free of ants/insects/other pests.
- The purifier should be placed close to the plumbed inlet connection (not more than 2 metres).
- Do not install the purifier above any electric socket.
- Avoid sharp bends to the pipes of the product.
- Do not use an extension cord.
- Before installing the purifier please check the inlet pressure.
- Make sure you test the input water TDS (Total dissolved salts) before installing the purifier. The maximum input TDS should not exceed 2000 PPM.
- Do not connect the purifier to any hot water tap.
- Please do not terminate the reject line tubing directly into the drainage (keep it hanging over the drainage).
- Do not place the unit where it will be exposed to freezing and/or direct sunlight and ensure there is enough ventilation.

UNIQUE FEATURES OF PUREIT ADVANCED MAX MINERAL RO+UV+MF+MP PURIFIER

- ADVANCED 7 STAGE PURIFICATION PROCESS WITH RO+UV+MF**
Every drop of water you drink is sweet and always safe.
- 100% RO PURIFIED WATER**
All water passes through RO ensuring no mixing of purified and impure water. Only RO can remove harmful chemicals like Lead, Mercury, etc.
- INCLUDES MINERAL CARTRIDGE**
Enriches water by adding essential minerals like Calcium and Magnesium.
- 6 LITRES STORAGE WITH WATER-LEVEL INDICATOR**
You will never run out of purified water.
- DOUBLE PURITY LOCK:** Advance Alert warns you 15 days before filter expiry and Auto Shut Off stops water if filter is not changed 100% guarantee of safe and sweet water.
- HI-SPEED PURIFICATION OF UP TO 20 LITRES/HOUR***
Purifies water required for the entire day in just 1 hour**.
- UNITED STATES ENVIRONMENT PROTECTION AGENCY (USEPA) COMPLIANT**
Meets the toughest safety standards by removing 1 Cr virus and 10 Cr bacteria from 1L water.
- 100% FOOD GRADE PLASTIC*****
Prevents harmful toxins from leaching into water.

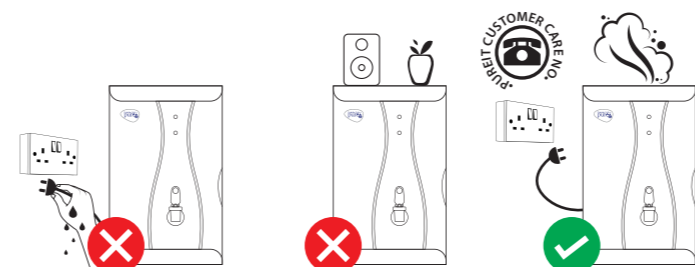


TAKING CARE OF YOUR PUREIT ADVANCED MAX MINERAL RO+UV+MF+MP PURIFIER

- Cleaning**
- Clean the tap nozzle using disinfectants like bleach/hypochlorite (50 PPM available chlorine). Discard 2 litres of water after cleaning the dispenser.
 - Clean the external portion of the purifier using a dry cloth only. Do not use any detergent or soap.
 - Do not clean aggressively or rub the surface as this might lead to scratches on the parts.
 - Never splash water on the purifier while cleaning.
 - Do not try to open the purifier for cleaning or for any replacements. This can be done only by a qualified company personnel or an authorised agent.
 - You should maintain good hygiene in the area around your water purifier. Ensure that this area is free of ants/insects/other pests.
 - Do take care of the reject line and other tubes while cleaning the purifier else water can flow into the kitchen.
- Storage Tank**
- Discard the water in the Storage Tank once in 15 days through the tap.
 - Always drain the water in the Storage Tank if you have not used the purifier more than 2 days.
 - Do not allow any foreign or unexpected material (like dust/ants/insects/other pests) to enter into the storage tank. The filtered water in the storage tank may deteriorate in the process.
- Other Important Instructions**
- When you are away / during over head tank cleaning always ensure to switch off the electrical power and the ball valve.
 - Do not put any heavy or sharp objects on the purifier.
 - Please dispose the used consumables like Sediment Filters, Carbon Filters and Membranes along with the other household waste through the municipal disposal system.

Disposal Guidelines (Electrical): To prevent possible harm to the environment or human health from uncontrolled waste disposal, please separate electrical items in this product such as power supply adaptor, control circuits, LED panel and wiring from other types of waste and recycle them responsibly to promote sustainable use of material resources. Contact either the retailer where you purchased this product or local government office for details of where and how these items can be taken for environmentally safe recycling.

KEEP YOURSELF SAFE



- Do not consume the water from the waste water tube for drinking purpose. However, you can use that water for gardening or cleaning the floors.
- Do not plug or unplug the power cord with wet hands. Ensure that the plug isn't wet while plugging in, or plugging out to avoid risks such as electrical shock or fire.
- Keep the cord away from wiring conjunctions to avoid hazard. Never put the cord under rugs, near heat resistors, radiators, stoves or heaters.
- If the power cord is damaged, the power cord must be replaced and not used.
- In case of any smoke or burning smell, remove the plug immediately and call the Pureit Helpline.
- When shifting your house, get the purifier duly inspected and packed by the Pureit service technician. Remove water from the Storage Tank and pack the purifier properly in case of shifting.
- Please ensure to switch off the power whenever you turn off the Ball Valve.
- The point-of-use reverse osmosis drinking water treatment systems addressed by NSF-58 standard are designed to be used for reduction of specific substances that may be present in drinking water supplies (public or private) which are considered to be microbiologically safe and are of known quality.
- The output water may continue to have flora which are harmless and pose no health hazard to normal healthy adults and children.



Welcome to the Family of
World's Largest Selling Water Purifier Company#



REACH PUREIT AT
1860-210-1000
1860-180-1000
www.pureitwater.com

Visit pureitwater.com
for a detailed instruction manual

* Based on Line Shipment Sales for 2016. Excludes pitchers and faucet mount system sales and includes only in-home point-of-use drinking water treatment system.



Pureit Advanced Max Mineral RO+UV+MF+MP Water Purifier Warranty Registration Card

Serial No.: _____
Date of Purchase: _____
Purchaser's Name: _____
Telephone No.: _____
Address: _____
Dealer's Name: _____
Address: _____

Dealer's Signature
(with rubber stamp)

Note:
1. Please retain the bill of purchase.
2. Please quote Serial number, Model and Date of Purchase in all your correspondence.

* Under test condition Input TDS - 750 PPM, Turbidity <1 NTU, Input pressure - 10 psi, Input Hardness - Upto 300 ppm, Temp. - Room temp.
Assumption: 5 membered family needing 20 litres of water every day (4 litres per person per day) * for all water contact parts.